

Fastbuild™ Kit Contents



If Lancair's original two-place design set a new standard in the kit aircraft industry, then our first *Fastbuild*™ kit followed that legacy.


We believe the dream that motivates most people to buy a Lancair kit aircraft is the dream of flying it, not building it. With this belief in mind, Lancair developed the industry's first *Fastbuild* kit aircraft back in 1989. This option helped our builders cut their build time in half from the original, basic kit configuration

and has made it possible to get more than 400 Lancairs flying in a remarkably short period of time.

Since the introduction of our original *Fastbuild* kit, we have continued to look for ways to further develop the concept, while still staying in compliance with the FAA's 51 percent rule. From these efforts came our *Fastbuild* kit for the Lancair 320/360. This *Fastbuild* kit provides building shortcuts for the fuselage, wings, horizontal stabilizer and elevators, wing


attachment, ailerons, and rudder. We now provide significantly shortened build time on nearly every portion of the aircraft.

As always, the Lancair 320/360 kits are available either complete or as split kits to suit your needs. Either way you choose to go, our *Fastbuild* kits for the Lancair 320/360 will have you out of the workshop and into the air far faster than ever before.




Wing - Top, Left & Right Outboard Skins

Includes the installation of the Pre-alignment of Wings to Fuselage, Main Spar, Aft Spar, Ribs, Cap Strips, Spar Closeouts, Wing Attach Bushings, Plates and Hardware.



Wing Center Section & Bellypan

Includes the installation of Spars, Spar Closeouts, Stick Attach, Main Landing and Gear Attach Hard Points, Aileron Idler Arm Attach.



Horizontal Stabilizer - Bottom Skin

Includes the installation of the Main Spar, Forward Spar, Ribs, Cap Strips.

Elevator - Bottom, Left & Right Skins

Includes the installation of the Spar Web, Ribs, Cap Strips.



NOT PICTURED:

Aileron - Top, Left & Right



Includes the installation of the Ribs.

Rudder - Right Skin

Includes the installation of the Spar Web, Ribs, Cap Strips.

Fuselage - Bottom

Includes the Fuselage Left & Right pre-assembled, Firewall, Exhaust Tunnels, Engine Mount Pads, Nose Gear Tunnel, Longerons, Forward Deck Fitted, Fuel Cap (Header Tank only), Roll-over, Baggage Bulkhead, Canopy Frame fitted.



Airframe Components and Systems



Fastbuild Premolded Airframe Composites

Wing Top – Left & Right Outboard Skins
Wing Center Section & Bellypan
Aileron Top – Left & Right
Horizontal Stabilizer Bottom Skin
Elevator Bottom – Left & Right Skins
Fuselage Bottom
Rudder Right Skin

Premolded Airframe Composites

Wing – Bottom, Left & Right
 Outboard Skins
Wing Root – Left & Right
Wing Bolt Covers
Flaps – Top & Bottom, Left & Right Skins
Ailerons – Bottom, Left & Right Skins
Horizontal Stabilizer – Top Skin
Elevator – Top, Left & Right Skin
Wing Tips/ Wing Tip Mounts –
 Top & Bottom, Left & Right
Vertical Stabilizer – Left & Right
Rudder – Left
Forward Deck
Seat Pans – Left & Right
Fuel Tank Header (optional)
Canopy Frame
Prepreg Panels
Cowl – Top & Bottom
Gear Doors

Firewall Systems

Engine Mount & Sleeve
Fiberfrax Firewall Sheet
Facet Fuel Pump

Landing Gear Systems

Main Gear Legs – Alignment Brackets
Attach Plates
Main Gear Link – Top & Bottom,
 Left & Right
Main & Nose Gear Hydraulic Cylinders
Hydraulic Power Pack
Gear Lights & Micro Switches
Gear Relay & Switch w/Safety Lock
Pressure Switches
Main Gear Axles
Nose Gear Strut
Nose Gear Overcenter Link –
 Lower & Upper
Nose Gear Pivot w/Bearing
Installation Hardware

Rudder Control/Steering/ Braking Systems

Wheels & Brakes
Tires & Tubes
Brake Cylinders – Left Side
Rudder Bar, Control Horn
 & Pedal System
Rudder Cable
Rudder Lead Weight
Brake Lines & Fittings
Installation Hardware

Aileron/Elevator/Control Stick Systems

Aileron/Elevator Control Horns,
 Idler Arms
Aileron/Elevator Pushrods
Control Stick Dual Assembly
Aileron/Elevator Lead Weights
Installation Hardware

Flap Control System

Flap Torque Tubes & Actuation Arm
Flap Pushrods
Flap Switch & Relay
Flap Motor Assembly
Installation Hardware

Fuel System

Fuel Lines & Fittings
Fuel Strainers
Fuel Tank Fittings
Fuel Caps

Canopy Systems

Cabin Canopy Latches w/Safety
Canopy Latch Strikes
Canopy Forward & Aft Swing
 Attachment
Installation Hardware

Standard Airframe Hardware

Canopy & Windows
Screws, Fittings, Washers, Nuts, Bolts,
 Rivets, Nutplates, Cotter Pins, Rod
 Ends, Rod End Bearings, and Bushings

Assembly Supplies

Construction Manual & Blueprints
Fiberglass Cloth
Cotton Flox
Micro Balloons
Mixing Cups & Mixing Sticks
Stippling Brushes
Insta-Cure & Insta-Set
Epoxy Resin & Hardener
Structural Adhesive
Flite Degreaser



Represented by Neico Aviation, Ltd.

2244 Airport Way Redmond, Oregon 97756

Telephone (541) 923-2233 Fax (541) 923-2255 www.lancair.com